

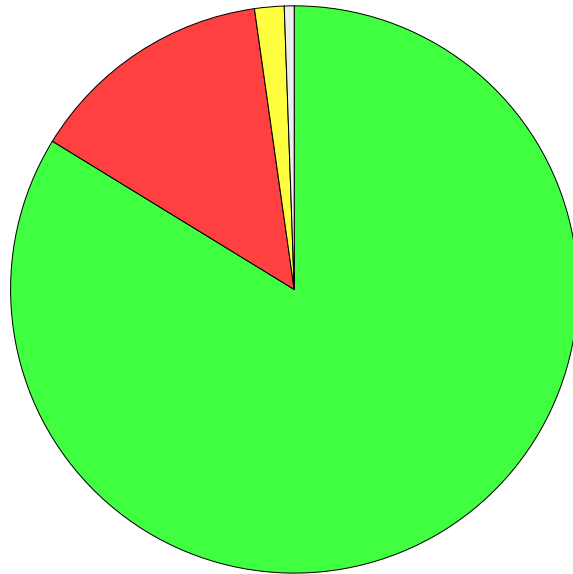
Report Settings Summary

Event	Community Governance Review
Total Responses	357
Total Respondents	1
Questions	<i>Custom selection (see Table Of Contents)</i>
Filter	<i>(none)</i>
Pivot	<i>(none)</i>
Document Name	Stat Questions - Community Governance review
Created on	2014-11-13 15:25:03
Created by	Roxanne Scanlon

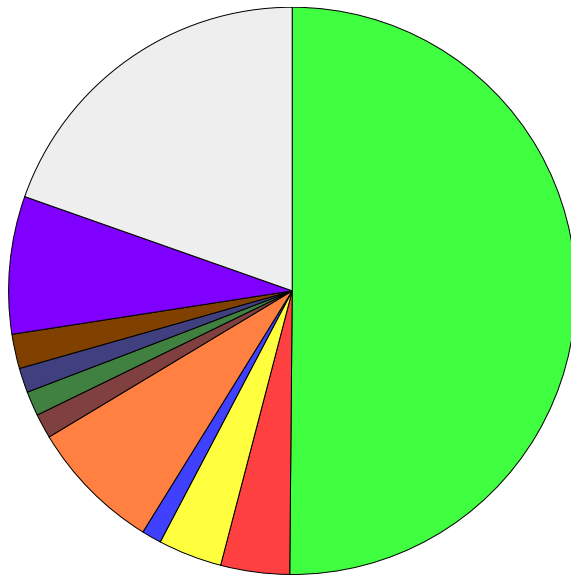
[view on governance](#)

Question responses: **355 (99.44%)**

1. What is your preferred form of community governance for the Frost Estate?



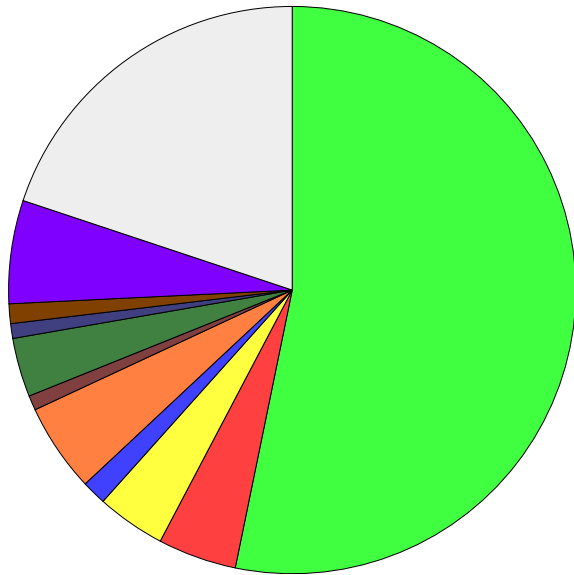
	% Total	% Answer	Count
■ New parish council for the area of the Frost Estate	83.75%	84.23%	299
■ No change to current arrangements	14.01%	14.08%	50
■ Alternative arrangements	1.68%	1.69%	6
■ [No Response]	0.56%	--	2
Total	100.00%	100.00%	357












services deliver
Question responses: 329 (92.16%)
Parks & open spaces
Question responses: 287 (80.39%)


	% Total	% Answer	Count
■ 1	50.14%	62.37%	179
■ 2	3.92%	4.88%	14
■ 3	3.64%	4.53%	13
■ 4	1.12%	1.39%	4
■ 5	7.56%	9.41%	27
■ 6	1.40%	1.74%	5
■ 7	1.40%	1.74%	5
■ 8	1.40%	1.74%	5
■ 9	1.96%	2.44%	7
■ 10	7.84%	9.76%	28
■ [No Response]	19.61%	--	70
Total	100.00%	100.00%	357

Play areas

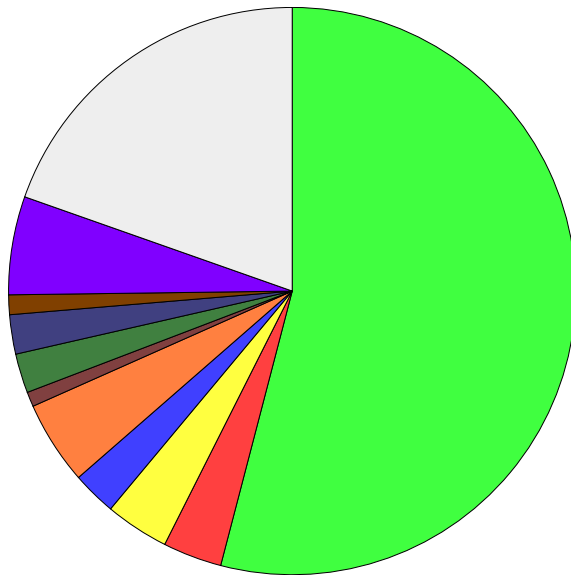
Question responses: **286 (80.11%)**



	% Total	% Answer	Count
 1	53.22%	66.43%	190
 2	4.48%	5.59%	16
 3	3.92%	4.90%	14
 4	1.40%	1.75%	5
 5	5.04%	6.29%	18
 6	0.84%	1.05%	3
 7	3.36%	4.20%	12
 8	0.84%	1.05%	3
 9	1.12%	1.40%	4
 10	5.88%	7.34%	21
 [No Response]	19.89%	--	71
Total	100.00%	100.00%	357

Community halls

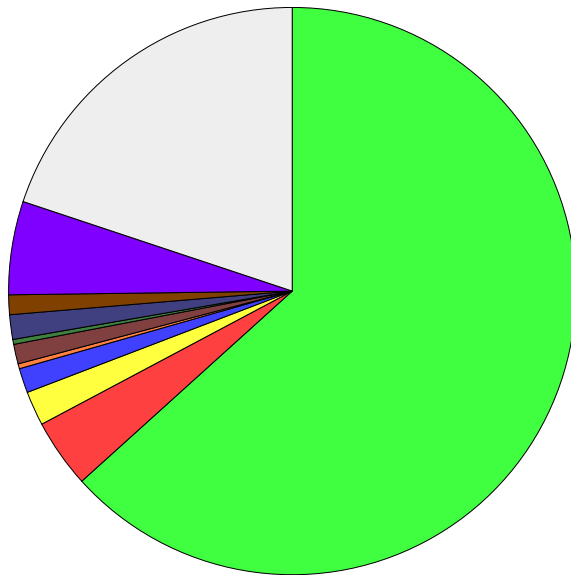
Question responses: **287 (80.39%)**



	% Total	% Answer	Count
■ 1	54.06%	67.25%	193
■ 2	3.36%	4.18%	12
■ 3	3.64%	4.53%	13
■ 4	2.52%	3.14%	9
■ 5	4.76%	5.92%	17
■ 6	0.84%	1.05%	3
■ 7	2.24%	2.79%	8
■ 8	2.24%	2.79%	8
■ 9	1.12%	1.39%	4
■ 10	5.60%	6.97%	20
■ [No Response]	19.61%	--	70
Total	100.00%	100.00%	357

Public toilets

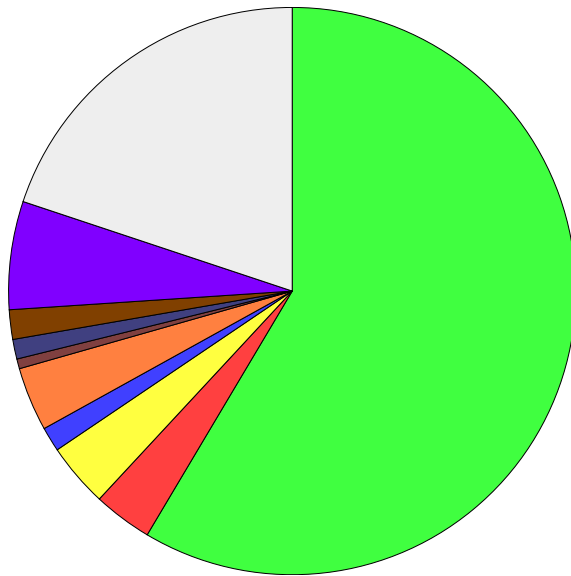
Question responses: **286 (80.11%)**



	% Total	% Answer	Count
■ 1	63.31%	79.02%	226
■ 2	3.92%	4.90%	14
■ 3	1.96%	2.45%	7
■ 4	1.40%	1.75%	5
■ 5	0.28%	0.35%	1
■ 6	1.12%	1.40%	4
■ 7	0.28%	0.35%	1
■ 8	1.40%	1.75%	5
■ 9	1.12%	1.40%	4
■ 10	5.32%	6.64%	19
■ [No Response]	19.89%	--	71
Total	100.00%	100.00%	357

Allotments

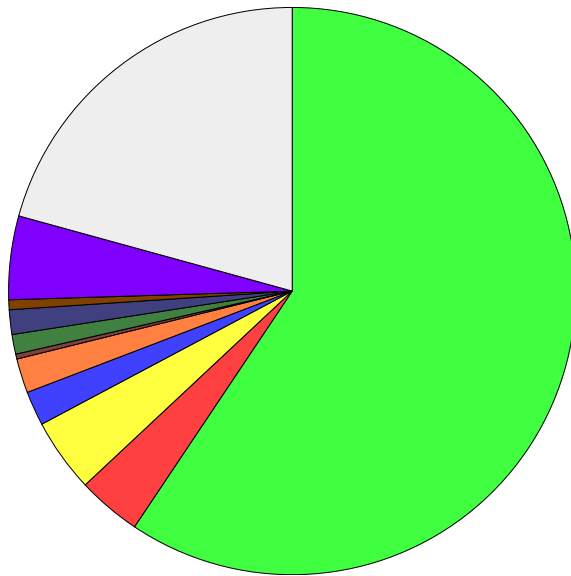
Question responses: **286 (80.11%)**



	% Total	% Answer	Count
■ 1	58.54%	73.08%	209
■ 2	3.36%	4.20%	12
■ 3	3.64%	4.55%	13
■ 4	1.40%	1.75%	5
■ 5	3.64%	4.55%	13
■ 6	0.56%	0.70%	2
■ 7	0.00%	0.00%	0
■ 8	1.12%	1.40%	4
■ 9	1.68%	2.10%	6
■ 10	6.16%	7.69%	22
■ [No Response]	19.89%	--	71
Total	100.00%	100.00%	357

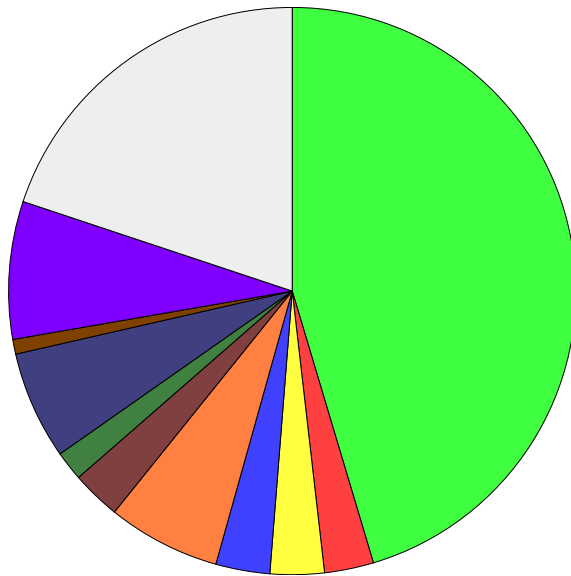
Leisure facilities

Question responses: **283 (79.27%)**



	% Total	% Answer	Count
■ 1	59.38%	74.91%	212
■ 2	3.64%	4.59%	13
■ 3	4.20%	5.30%	15
■ 4	1.96%	2.47%	7
■ 5	1.96%	2.47%	7
■ 6	0.28%	0.35%	1
■ 7	1.12%	1.41%	4
■ 8	1.40%	1.77%	5
■ 9	0.56%	0.71%	2
■ 10	4.76%	6.01%	17
■ [No Response]	20.73%	--	74
Total	100.00%	100.00%	357

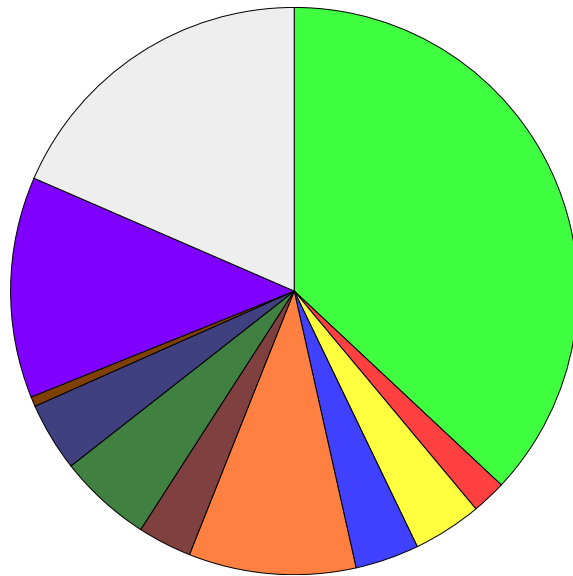
Grants to voluntary groups

 Question responses: **286 (80.11%)**


	% Total	% Answer	Count
1	45.38%	56.64%	162
2	2.80%	3.50%	10
3	3.08%	3.85%	11
4	3.08%	3.85%	11
5	6.44%	8.04%	23
6	2.80%	3.50%	10
7	1.68%	2.10%	6
8	6.16%	7.69%	22
9	0.84%	1.05%	3
10	7.84%	9.79%	28
[No Response]	19.89%	--	71
Total	100.00%	100.00%	357

Environmental projects

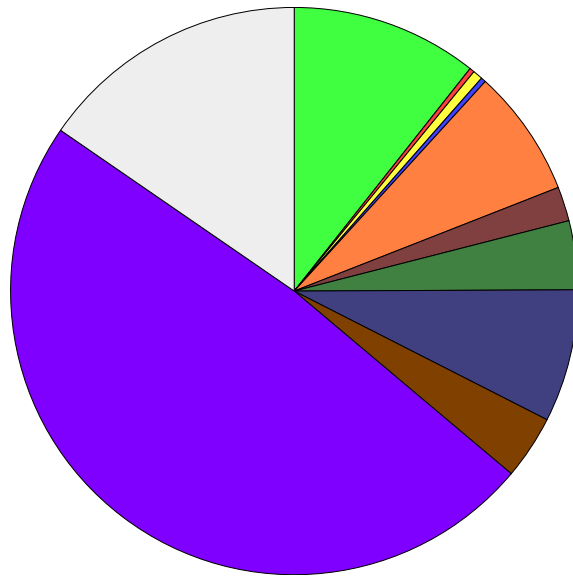
Question responses: **291 (81.51%)**














	% Total	% Answer	Count
■ 1	36.97%	45.36%	132
■ 2	1.96%	2.41%	7
■ 3	3.92%	4.81%	14
■ 4	3.64%	4.47%	13
■ 5	9.52%	11.68%	34
■ 6	3.08%	3.78%	11
■ 7	5.32%	6.53%	19
■ 8	3.92%	4.81%	14
■ 9	0.56%	0.69%	2
■ 10	12.61%	15.46%	45
■ [No Response]	18.49%	--	66
Total	100.00%	100.00%	357

Crime prevention measures

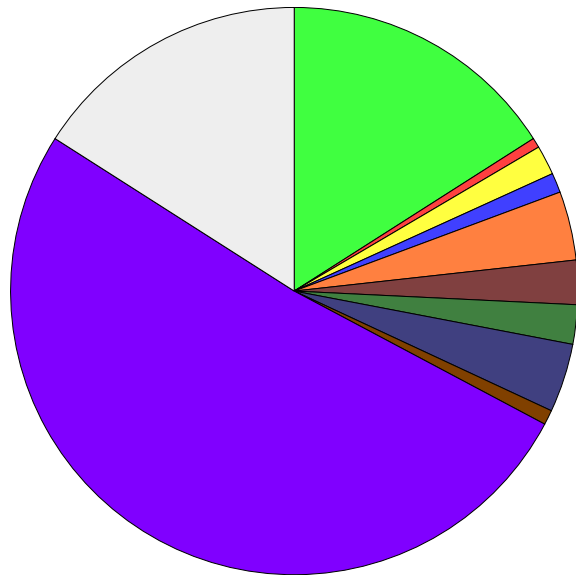
Question responses: **302 (84.59%)**














	% Total	% Answer	Count
 1	10.64%	12.58%	38
 2	0.28%	0.33%	1
 3	0.56%	0.66%	2
 4	0.28%	0.33%	1
 5	7.28%	8.61%	26
 6	1.96%	2.32%	7
 7	3.92%	4.64%	14
 8	7.56%	8.94%	27
 9	3.64%	4.30%	13
 10	48.46%	57.28%	173
 [No Response]	15.41%	--	55
Total	100.00%	100.00%	357

Repair & maintain public footpaths & bridleways

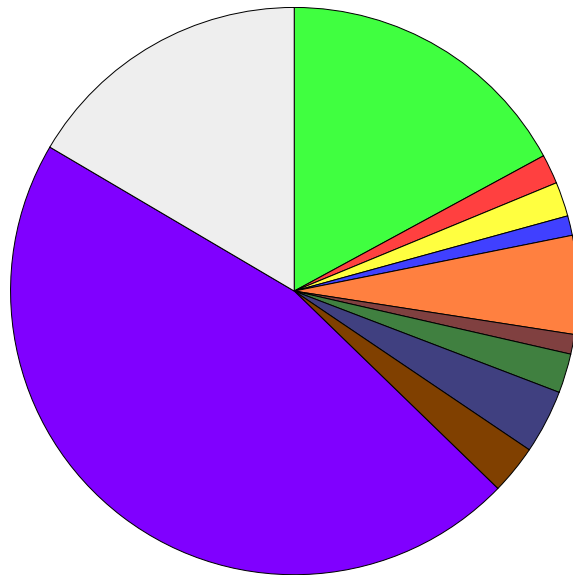
Question responses: **300 (84.03%)**














	% Total	% Answer	Count
 1	15.97%	19.00%	57
 2	0.56%	0.67%	2
 3	1.68%	2.00%	6
 4	1.12%	1.33%	4
 5	3.92%	4.67%	14
 6	2.52%	3.00%	9
 7	2.24%	2.67%	8
 8	3.92%	4.67%	14
 9	0.84%	1.00%	3
 10	51.26%	61.00%	183
 [No Response]	15.97%	--	57
Total	100.00%	100.00%	357

Light roads and public places

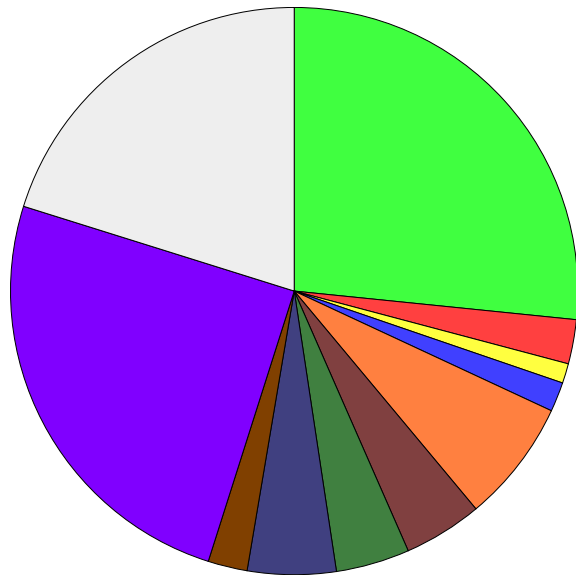
Question responses: **298 (83.47%)**



	% Total	% Answer	Count
 1	17.09%	20.47%	61
 2	1.68%	2.01%	6
 3	1.96%	2.35%	7
 4	1.12%	1.34%	4
 5	5.60%	6.71%	20
 6	1.12%	1.34%	4
 7	2.24%	2.68%	8
 8	3.64%	4.36%	13
 9	2.80%	3.36%	10
 10	46.22%	55.37%	165
 [No Response]	16.53%	--	59
Total	100.00%	100.00%	357

Plant trees and maintain roadside verges

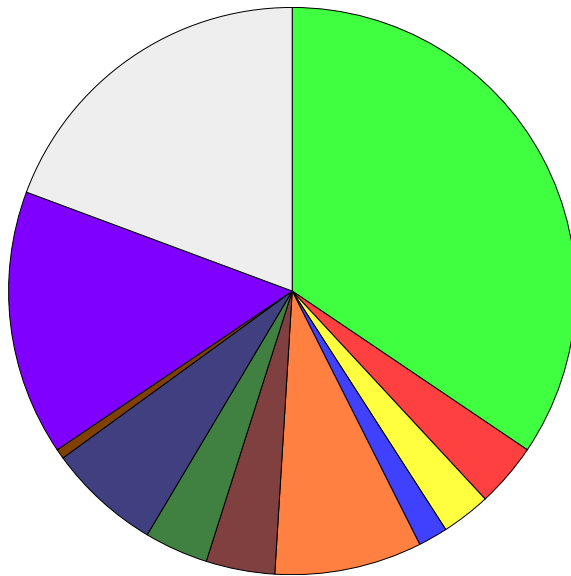
Question responses: **285 (79.83%)**



	% Total	% Answer	Count
1	26.61%	33.33%	95
2	2.52%	3.16%	9
3	1.12%	1.40%	4
4	1.68%	2.11%	6
5	7.00%	8.77%	25
6	4.48%	5.61%	16
7	4.20%	5.26%	15
8	5.04%	6.32%	18
9	2.24%	2.81%	8
10	24.93%	31.23%	89
[No Response]	20.17%	--	72
Total	100.00%	100.00%	357

Provide litter bins

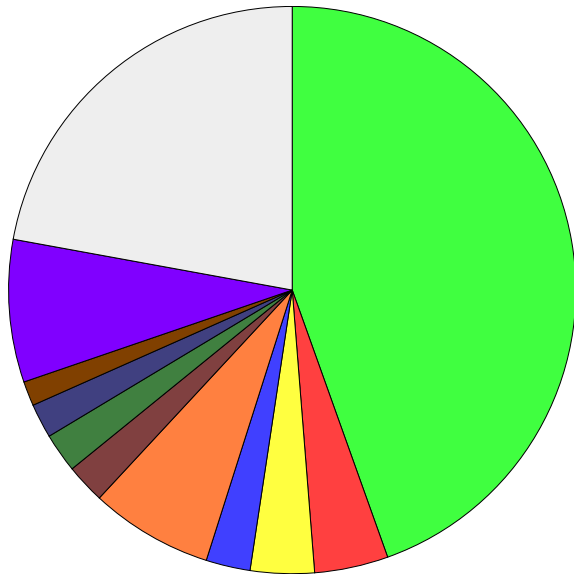
Question responses: **288 (80.67%)**














	% Total	% Answer	Count
■ 1	34.45%	42.71%	123
■ 2	3.64%	4.51%	13
■ 3	2.80%	3.47%	10
■ 4	1.68%	2.08%	6
■ 5	8.40%	10.42%	30
■ 6	3.92%	4.86%	14
■ 7	3.64%	4.51%	13
■ 8	6.44%	7.99%	23
■ 9	0.56%	0.69%	2
■ 10	15.13%	18.75%	54
■ [No Response]	19.33%	--	69
Total	100.00%	100.00%	357

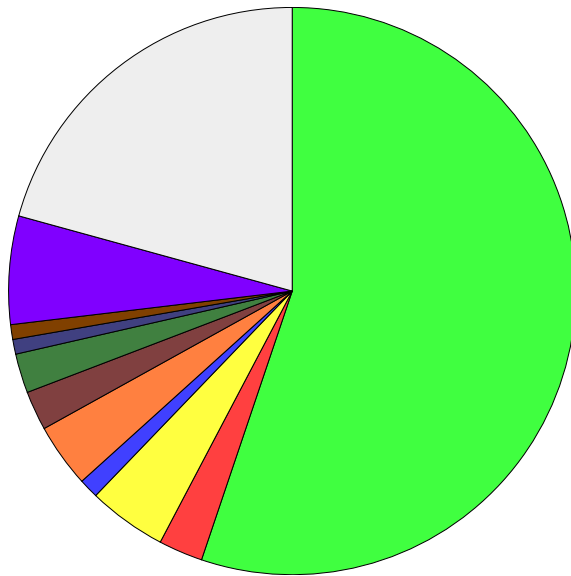
Provide parking places for vehicles

Question responses: **278 (77.87%)**



	% Total	% Answer	Count
 1	44.54%	57.19%	159
 2	4.20%	5.40%	15
 3	3.64%	4.68%	13
 4	2.52%	3.24%	9
 5	7.00%	8.99%	25
 6	2.24%	2.88%	8
 7	2.24%	2.88%	8
 8	1.96%	2.52%	7
 9	1.40%	1.80%	5
 10	8.12%	10.43%	29
 [No Response]	22.13%	--	79
Total	100.00%	100.00%	357

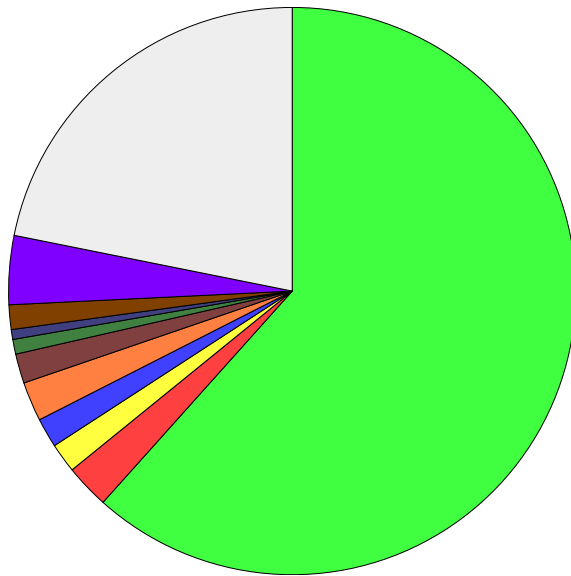
Provide roadside seats and shelters

 Question responses: **283 (79.27%)**


	% Total	% Answer	Count
■ 1	55.18%	69.61%	197
■ 2	2.52%	3.18%	9
■ 3	4.48%	5.65%	16
■ 4	1.12%	1.41%	4
■ 5	3.64%	4.59%	13
■ 6	2.24%	2.83%	8
■ 7	2.24%	2.83%	8
■ 8	0.84%	1.06%	3
■ 9	0.84%	1.06%	3
■ 10	6.16%	7.77%	22
■ [No Response]	20.73%	--	74
Total	100.00%	100.00%	357

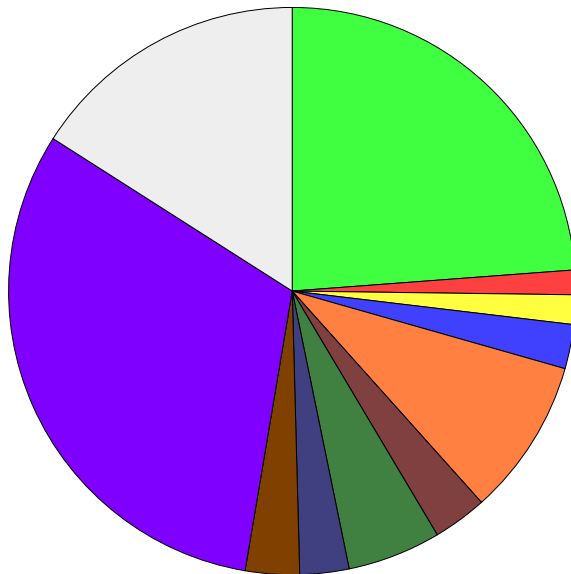
Provide bus shelters

Question responses: **279 (78.15%)**



	% Total	% Answer	Count
■ 1	61.62%	78.85%	220
■ 2	2.52%	3.23%	9
■ 3	1.68%	2.15%	6
■ 4	1.68%	2.15%	6
■ 5	2.24%	2.87%	8
■ 6	1.68%	2.15%	6
■ 7	0.84%	1.08%	3
■ 8	0.56%	0.72%	2
■ 9	1.40%	1.79%	5
■ 10	3.92%	5.02%	14
■ [No Response]	21.85%	--	78
Total	100.00%	100.00%	357

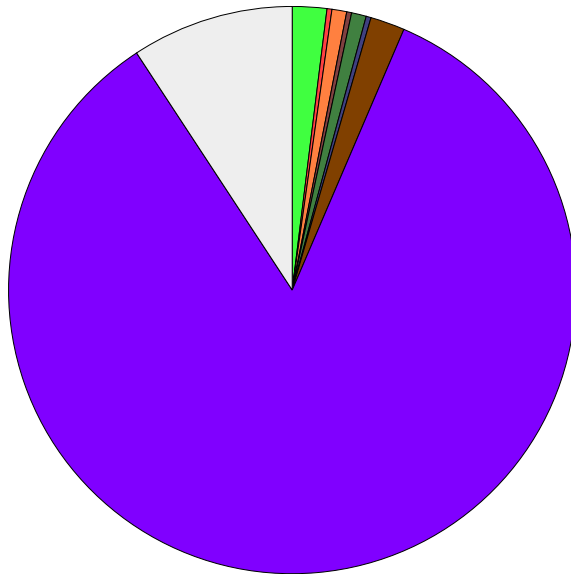
Provide traffic signs and other notices












 Question responses: **300 (84.03%)**


	% Total	% Answer	Count
1	23.81%	28.33%	85
2	1.40%	1.67%	5
3	1.68%	2.00%	6
4	2.52%	3.00%	9
5	8.96%	10.67%	32
6	3.08%	3.67%	11
7	5.32%	6.33%	19
8	2.80%	3.33%	10
9	3.08%	3.67%	11
10	31.37%	37.33%	112
[No Response]	15.97%	--	57
Total	100.00%	100.00%	357

Maintenance and repair of roads

Question responses: **324 (90.76%)**



	% Total	% Answer	Count
 1	1.96%	2.16%	7
 2	0.28%	0.31%	1
 3	0.00%	0.00%	0
 4	0.00%	0.00%	0
 5	0.84%	0.93%	3
 6	0.28%	0.31%	1
 7	0.84%	0.93%	3
 8	0.28%	0.31%	1
 9	1.96%	2.16%	7
 10	84.31%	92.90%	301
 [No Response]	9.24%	--	33
Total	100.00%	100.00%	357